

Basic Concepts and Outcomes Learning

English Language

Second Grade



Publisher

The Ministry of Education

Directorate of Curricula and School-Textbooks

The authorship of this educational material was supervised by:

Dr. Nawwaf Al-Aqil Al-Ajarmah/Secretary General for Educational Affairs
Dr. Najwa Dheifallah Alqubelat / Secretary General For Administration and Financial Affairs
Dr. Mohammed Salman Kenanah /Director General for Curricula and Textbooks Directorate
Dr. Osama Kamel Jaradat / Director for Curricula Directorate
Dr. Zayed Hasan Okour / Director of Textbooks Directorate
Zeyad Khalil Al-Harasis/ Foreign Languages Curriculum Member

Coordination& Follow-up: Dr. Zobaida Hasan Abushwemeh / Head of Vocational Subjects Division.

Authoring committee of learning material

Aryaf Ibrahim Jaradat Noor Mohammad Elayan
Omar Mohammed Al-Okour

Editor: Zeyad Kahlil Al Harasis **Copy Editor:** Narmin Dawod Al-Azza
Designer: Ziyad “Mohd Adnan” Mihyar **Illustrator:** Fayza Fayaz Haddad
Production: Dr. Abd Al-Rahman Sulaiman Abu Suailiq

Proofreader and reviewer: Manal Fahed Aburumman

Content

		Topic	Page
Lesson	1	Hello, I'm Asma	5
Lesson	2	It's a white bag	8
Lesson	3	I like milk	12
Lesson	4	My Family	16
Lesson	5	I can count from one to ten	19

Introduction

Based on the vision of the Ministry of Education; to achieve quality and distinguished education that suits the needs of students, and potentially provides learners with the basic skills necessary to adapt to the requirements and challenges of life, equipped with knowledge, skills and values that help build their personalities in a balanced way, this learning material was based on basic concepts and outcomes of the English language subject for second graders. This material forms the basis of students' competence, and focuses on the most important concepts that enable the student to smoothly move to the next stage, thus, without a learning gap. The concepts were selected and condensed, then presented in a light manner to ensure more indulgence in the learning process through activating self-learning strategy. In addition, parents are invited to participate in this learning process.

The educational content in this booklet includes four topics, each of which includes the basic concepts of learning English language skills.

Therefore, this content was based on achieving the following outcomes:

- recognise short simple greeting
- recognize objects and their colors
- talk about what they like and dislike
- identify people (e.g., identify family members)
- demonstrate recognition of numbers and English letters

Lesson 1

Hello, I'm Asma

Key words

Hello, name, I'm, aunt, window, very well, thank you

Outcome

Students are expected to: recognise short, simple greetings

1 Look and point

Hello, I'm Asma. What's your name?



Hello Asma. I'm Mazen.



How are you Mazen?



I'm very well, thank you.



Hello, I'm Ali. How old are you?



Hello, Ali. I'm six.



I'm six, too.

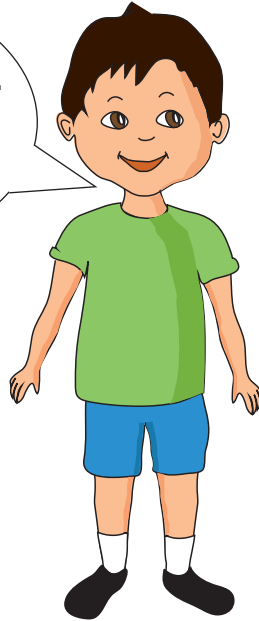


6

2

Read, say and complete

Hello, I'm Omar
I'm six.

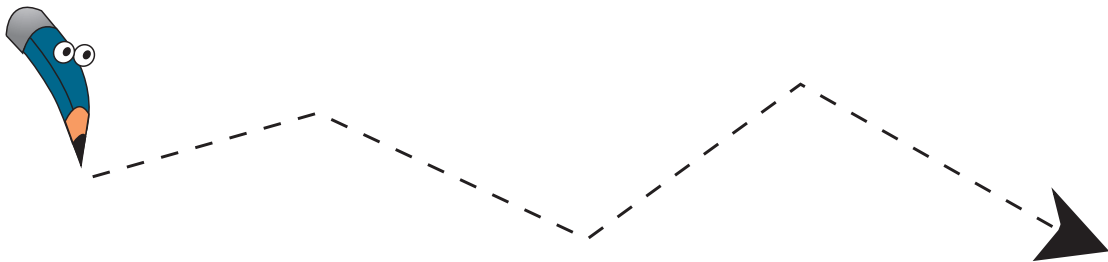
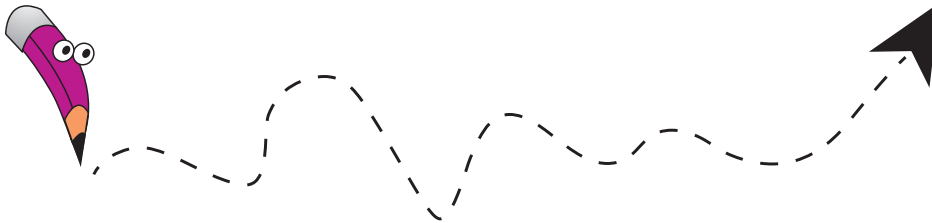


Hello, I'm
I'm

3



Trace




4




Listen and say

W



window



wall

5



Trace and copy

A a

B b

C c

D d

Lesson 2

It's a white bag.


Key words

pencil, table, bus, school, bag,
bike, sofa, doll
green, blue, red, yellow, black


Outcome

Students are expected to:
recognize objects and their
colors


1 Read and point




Black




Green



Blue



Red



Yellow

2 Look and Read




Pencil



Bus



Bike



Sofa



Table



School Bag



Doll

3




Listen and point

What's this?




It's a bag.
It's a white bag.



What's this?




It's a car.
It's a red car.






4

Point, ask and answer




What's this?

It's a



5 Draw a line between each picture and the suitable letter.



c

t

f

b

s

6 Write the missing letters



C t



B s



Doo.....



.... ar

7



Look and say

G

girl



L

lemon




8



Trace and copy the Letters (L/G)

L

Lemon



G

girl



L

L L L L

L L L L

L

L L L L

L L L L

G

G G G G

G G G G

g g g g

g g g g

Lesson 3

I like milk.

Key words

salad, apple, cake, orange, fish, milk, orange, juice, jacket, skirt, trousers, socks, shoes, dress




Outcome

Students are expected to talk about what they like and dislike (clothes & food)

1



Listen and say




salad apple cake orange fish milk orange juice

2



Listen and say

Ahmad



I like milk.

Samir



I like orange juice.

Nadia



I don't like salad.

Ali




I don't like milk.

3


Point and say



jacket



skirt



trousers



socks



shoes




dress

4



Listen and point

I like this yellow dress.



I like this black jacket.



5



Look, read and match

I don't like black socks.

I like fish.

I like the blue dress.


I like apples.



6





Look, read and write



I like cake.	I don't like fish.
I like	I don't like
I	I
I	I



Look and say

O	Orange 
N	Nose 

8




Trace and copy the Letters (O/N)

Nose



Orange



N

N N N N

N N N N

n

n n n n

n n n n

O

O O O O

O O O O

O

o o o o

o o o o

Lesson 4

My Family


Key words

dad, mum, sister, brother, family


Outcome

Students are expected to identify family members

1



Look and point



This is Mum



This is Dad



This is my sister



This is my brother

2



Look and match



Dad

1

Mum

2


brother

3

sister

4

3



Look and say

This is my brother.
His name is Omar.




This is my sister. Her
name is Fatima.



4



Look and circle



This is my **sister**.



This is my **Mum**.



5



Trace

My family

Dad
Brother

Mum
Sister

6



Look and say

M m

7



Trace and copy

S s

Lesson 5

I can count from one to ten

Key words


one, two, three, four, five, six, seven, eight, nine, ten, count

Outcome

Students are expected to demonstrate recognition of numbers and English Letters


1  **Look and point**

This is my garden.



1

One Cat



2


Two Dogs



3

Three Flowers

4



Four Trees

5








Five Butterflies



Look and say

Hello, I am Dana. I can count the candles.



	<input type="text" value="6"/>	<input type="text" value="Six"/>
	<input type="text" value="7"/>	<input type="text" value="Seven"/>
	<input type="text" value="8"/>	<input type="text" value="Eight"/>
	<input type="text" value="9"/>	<input type="text" value="Nine"/>
	<input type="text" value="10"/>	<input type="text" value="Ten"/>

3



Trace and match

1	Four	Seven	6
2	One	Ten	7
3	Five	Nine	8
4	Three	Six	9
5	Two	Eight	10

4



Trace and copy

A a

B b

S s

F f

C c

D d

T t

I i

P p

H h

R r

E e

M m



Trace the alphabet

Aa Bb Cc Dd

Ee Ff Gg Hh

Ii Jj Kk Ll Mm

Nn Oo Pp Qq

Rr Ss Tt Uu Vv

Ww Xx Yy Zz