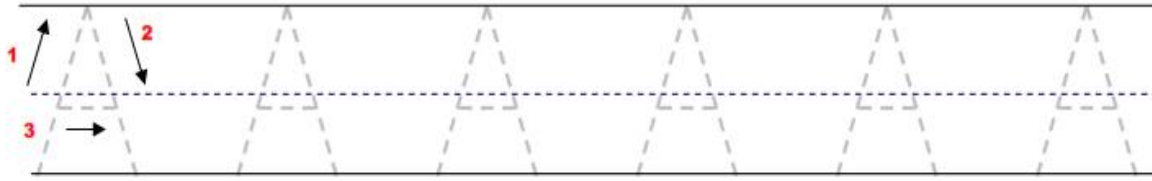


Practice your upper case letter A printing by tracing the letters below. Follow the numbered arrows to start.



Practice your lower case letter a printing by tracing the letters below. Follow the numbered arrows to start.



Practice your upper case letter B printing by tracing the letters below. Follow the numbered arrows to start.



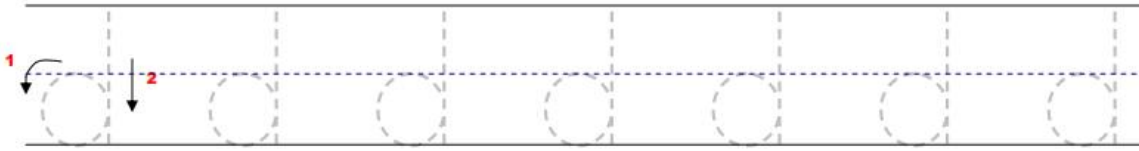
Practice your lower case letter b printing by tracing the letters below. Follow the numbered arrows to start.



Practice your upper case letter D printing by tracing the letters below. Follow the numbered arrows to start.



Practice your lower case letter D printing by tracing the letters below. Follow the numbered arrows to start.



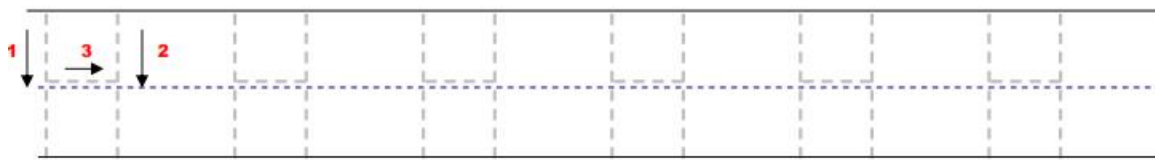
Practice your upper case letter G printing by tracing the letters below. Follow the numbered arrows to start.



Practice your lower case letter G printing by tracing the letters below. Follow the numbered arrows to start.



Practice your upper case letter H printing by tracing the letters below. Follow the numbered arrows to start.



Practice your lower case letter h printing by tracing the letters below. Follow the numbered arrows to start.





Printing the Letter A

Trace the upper and lower case A's. Then practice writing the letters on the lines.



في التمرين السابق حاول أن تعلم الأحرف المنقطة وأكتبها بشكلها الصحيح باتجاه اليسار بالنسبة للسطر الثاني
في التمرين الآتي تمرّن على الحرفين الكبير والصغير,

Trace the upper and lower case A's. Then practice writing the letters together on the lines.





Name _____


Letter Recognition

These words start with the letter A. Fill in the letter on the line and then color the pictures.



A is for ____pple.

A is for ____lligator.



A is for ____ngel.

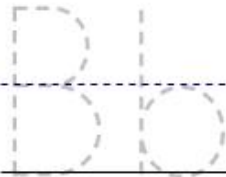


Printing the Letter B

Trace the upper and lower case B's. Then practice writing the letters on the lines.



Trace the upper and lower case B's. Then practice writing the letters together on the lines.






Name _____

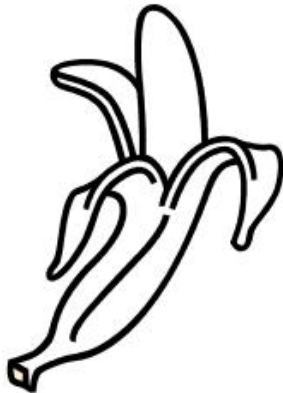
Alphabet Worksheet
Letter Recognition

These words start with the letter B. Fill in the letter on the line and then color the pictures.



B is for ___oat.

B is for ___us.



B is for ___anana.

Name _____

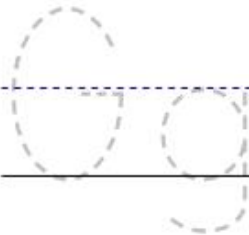


Printing the Letter G

Trace the upper and lower case G's. Then practice writing the letters on the lines.



Trace the upper and lower case G's. Then practice writing the letters together on the lines.





Name _____

Alphabet Worksheet
Letter Recognition

These words start with the letter G. Fill in the letter G on the line and then color the pictures.



G is for ___oat.

G is for ___old fish.



G is for ___ift.

Practice writing each of the letters of the alphabet on the lines below. Write both the uppercase and lowercase version of each letter.

Aa

Bb

Cc

Dd

Ee

Ff

Gg

Hh

Three horizontal lines for handwriting practice: a solid top line, a dashed middle line, and a solid bottom line.

Ii

Three horizontal lines for handwriting practice: a solid top line, a dashed middle line, and a solid bottom line.

Jj

Three horizontal lines for handwriting practice: a solid top line, a dashed middle line, and a solid bottom line.

Kk

Three horizontal lines for handwriting practice: a solid top line, a dashed middle line, and a solid bottom line.

Ll

Three horizontal lines for handwriting practice: a solid top line, a dashed middle line, and a solid bottom line.

Mm

Three horizontal lines for handwriting practice: a solid top line, a dashed middle line, and a solid bottom line.

Nn



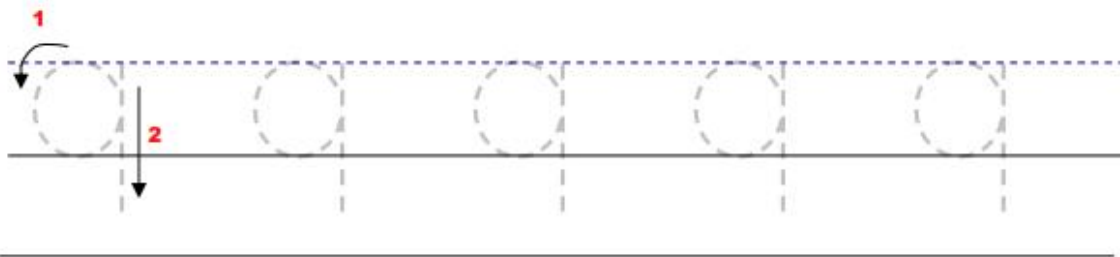
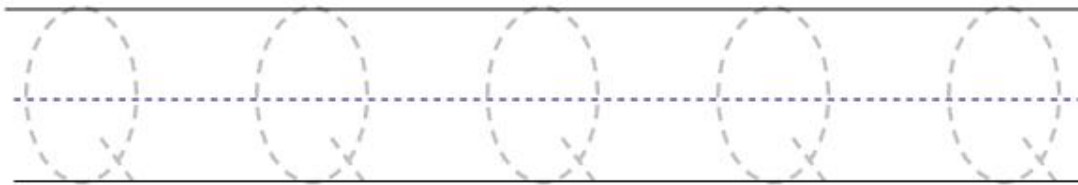
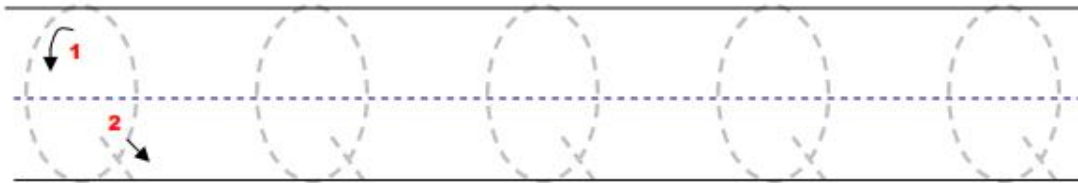
Oo



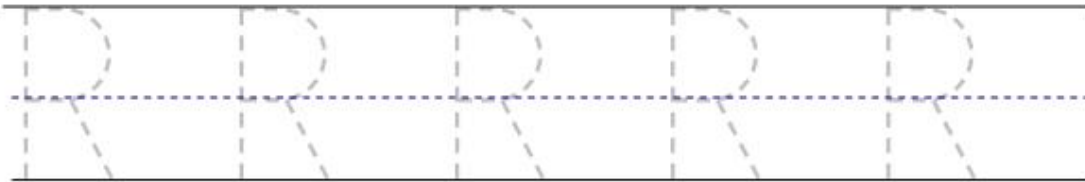
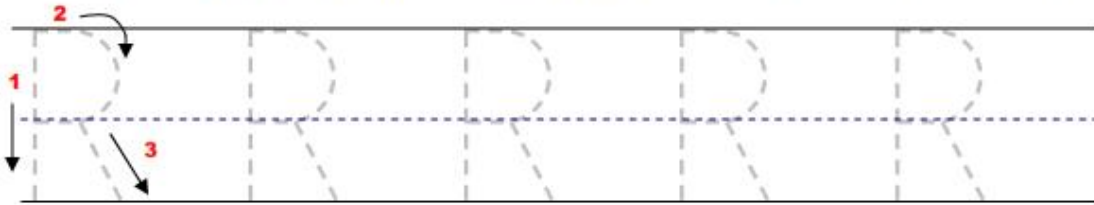
Print the letter P by tracing the upper case letters below. Follow the numbered arrows to start.

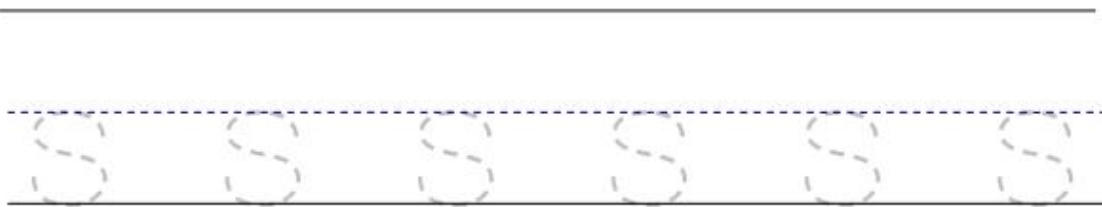
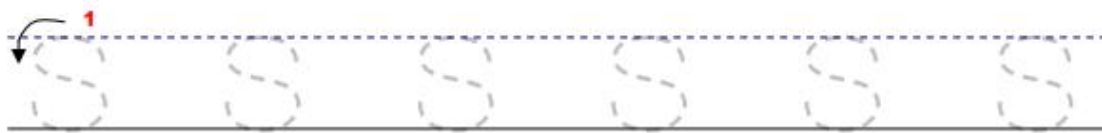
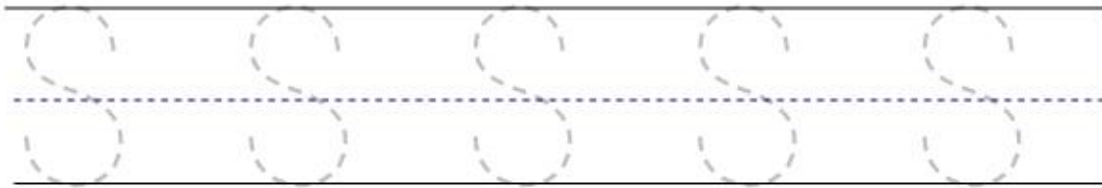
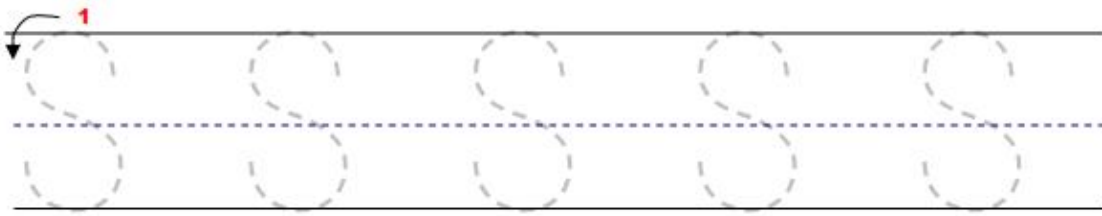


Print the letter Q by tracing the upper case letters below. Follow the numbered arrows to start.

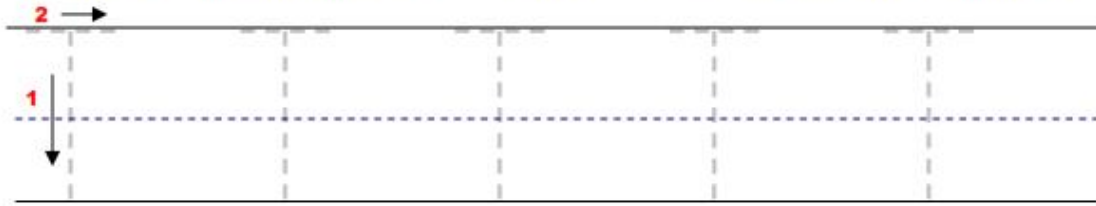


Print the letter R by tracing the upper case letters below. Follow the numbered arrows to start.

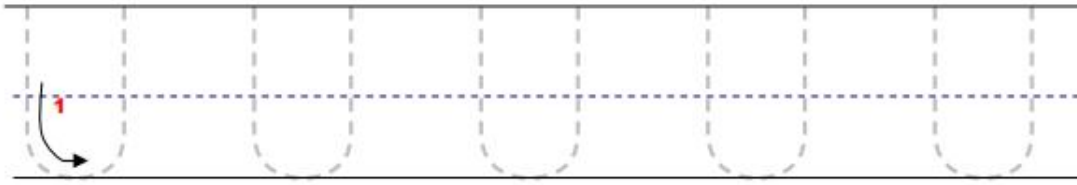





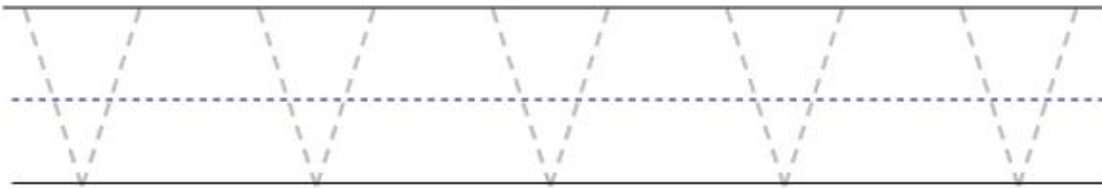
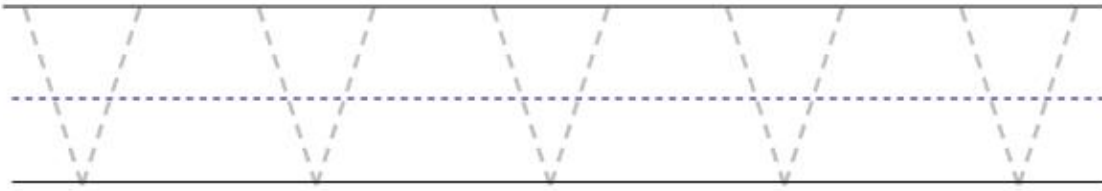
Print the letter T by tracing the upper case letters below. Follow the numbered arrows to start.

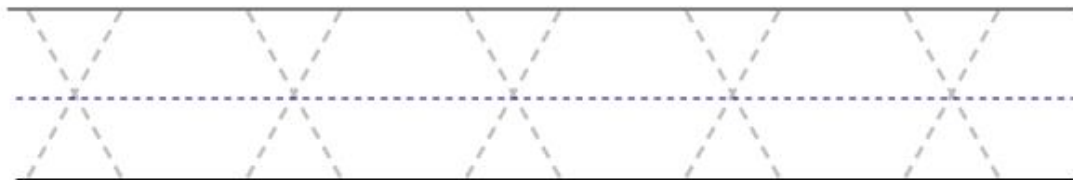
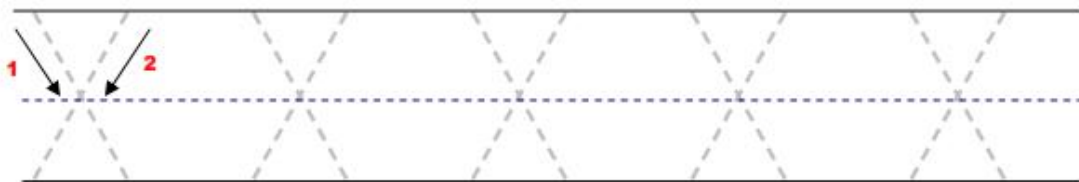
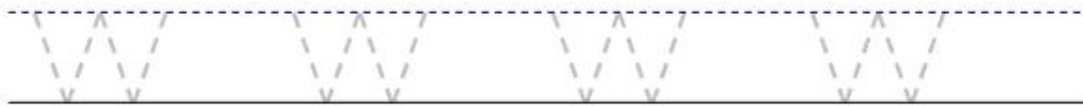
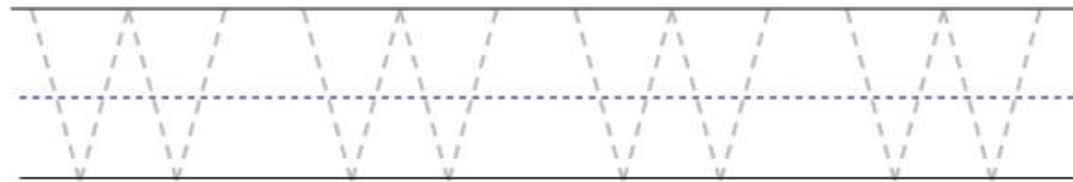
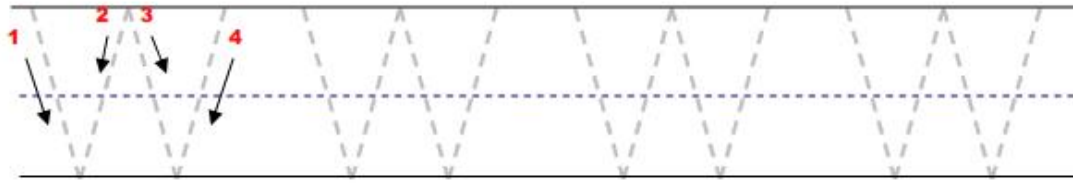


Print the letter U by tracing the upper case letters below. Follow the numbered arrows to start.



Print the letter V by tracing the upper case letters below. Follow the numbered arrows to start.







Print the letter Y by tracing the upper case letters below. Follow the numbered arrows to start.

