

* Reading:

Skill #1:



Answer Main Idea Questions Correctly

If passage consists one paragraph

If passage consists more than one paragraph

Study the beginning of that paragraph

Study the beginning of each paragraph

* Note: Study the chart in page (252)

Skill #2:



Recognize the Organization of Ideas

Finding a relationship between paragraphs

Important meanings:

Constrasting → مقابله / تضاد / تباين

Description → وصف

Examples → أمثلة

Definition → تعريف

Opinion → رأي

Premise/Theory → مقدمات

Argument → حجة / جدل

Consensus → اتفاق

Cause/Reasons → أسباب

Illustration → أمثلة

Counter argument → معارضة

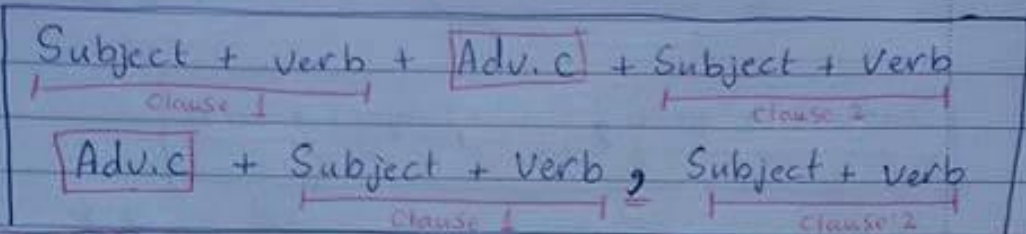
Analogy → تشبيه

Detailed definition → تعريف مفصّل

* Note: Study the chart in page (256)

Skill * 8 : Use other Adverb connectors Correctly

Condition IF, in case Provided, providing Unless, whether	Contrast Although even though though while whereas	Manner AS, in that	Place where wherever
---	--	------------------------------	-----------------------------------



Skill * 9 : Use Noun clause Connectors Correctly

Study table page 111

REM: Noun
Subject object object of the preposition

REM: Noun clause
It's a part of the sentence that has a [Connector + Subject + Verb]

* Functions of the Noun clause :

- ① Object → If it comes after the main verb
- ② Object of the preposition → If it comes after a preposition
- ③ Subject → If it comes at the beginning of the sentence.

Study table Page 115

Example: I know what you did

 Subject verb N. Connector Subject Verb

Important

The noun clause is after the main verb

Noun clause as an object

Subject

Date

No.

* Reading :

Skill * 3 : Answer stated detail questions correctly

The answer is often a restatement of what is given in the passage

Study table Page 261

Skill * 4 : Find "Unstated" details

Not mentioned in the passage or not true

Study table Page 265

Skill * 9 : Determine meanings From word parts

Contra → ضد	Mal → سيء	Mis → خطأ	Sub → تحت / أسفل
Dec → عشرة	Multi → متعدد	Sol → واحد	Tri → ثلاثة
Dic → (say) يقول	Domin → السيطرة	Jud → حكم	Mor → الكون
Spec → يرى	Terr → أرض	Ver → تحويل	Viv → عيش

Part → meaning → Example

Counter → against (ضد) → Counter argument (مناقشة) → Extra

Skill * 10 : Use Context to determine meanings / of difficult words

Study table Page 293

من السلف (يعتد على سلفهم الجمل) (أبواب)

Study table page 295

↓ very Important

* Don't forget to solve all the exercises

Good luck ^ ^

Second Exam

* Structure :

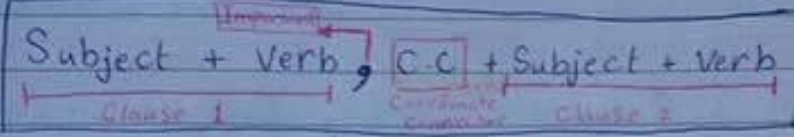
Skill * 6 : Use Coordinate Connectors Correctly

So, But, And, Or, Yet

Linking words used to join two clauses in a sentence.

Clause: part of the sentence/It must have a Subject and a Verb

Study table page 108

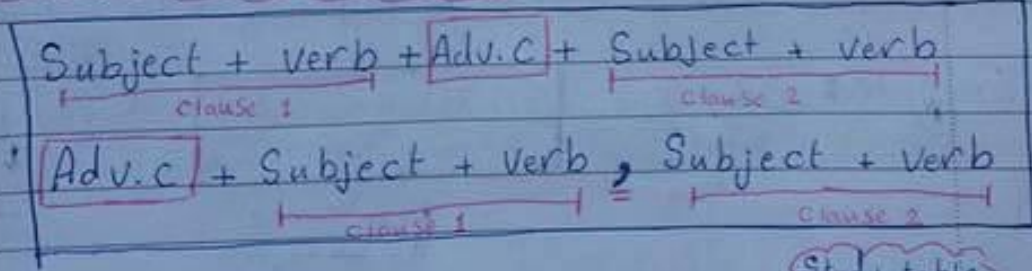


نتیجہ	لیکن	اور	یا	لیکن
So	But	And	Or	Yet
Result	Opposite	Addition	Choice	Contradiction
نتیجہ	دائرہ	مجموعہ	انتخاب	تضاد

Skill * 7 : Use Adverb Time and cause connectors Correctly

After, as, as long as, once
as soon as, before, by the time
Since, until, when, whenever, while

As, because, inasmuch as
now that, since



Study table page 109

Example ②

What you did was wrong
N. Connector Subject verb verb

The noun clause at the beginning of the sentence

Noun clause as a Subject

Example ③

I am concerned about when he will arrive
Subject Verb Preposition

The noun clause after the preposition

Noun clause as an object of preposition

* how to differentiate between an adverb connector and a noun connector :
If we replaced the noun clause with (something) and it worked then the connector is not an adverb connector.

Extra rule

Skill * 10 : Use Noun clause connector/subjects correctly

* REM : what , whatever
مترکین ہیں Skill 10 , Skill 9 کا لفظ ہے
الاعتماد علی الجمل

Study table
Page [117]
↓
Important

* The difference between skill 9 and skill 10 :
In Skill 9 → the N. connector was only a connector
In Skill 10 → the N. connector is a connector and a subject

ملاحظة

*** Skill # 5 :** ⇒ Find pronoun referents

A noun is generally used first in a passage, and the pronoun that refers to it comes after.

The goal: Find the noun

Always look before the pronoun

* Note: Study the chart in page (268)

ملاحظة

*** Skill # 8 :** ⇒ Find definitions from structural clues

Punctuation marks

[/ () / -]

الأمثلة
Examples

[Such as / for example / e.g]

التكرار
Restatement

[Or / that is / in other words / i.e]

* Note: Study the chart in page (290)

Don't forget the exercises followed by every skill
^ ^
😊
Good luck