



إدارة المناهج والكتب المدرسية

Action Pack



First Grade
Starter
(New Edition)

Pupil's Book & Activity Book

Richard Northcott

Acknowledgements

The publishers and the writers would like to acknowledge the contribution made by the Review and Adaptation Committee appointed by the Ministry of Education of the Hashemite Kingdom of Jordan, through their guidance and valued assessment of the materials, to the development of the *New Action Pack 1* course.

Evaluation and Adaptation Committee

- Professor Ahmad Yacoub Majdoubeh
- Dr Hamza Ali Al-Omary
- Dr Tha'er Issa Tawalbeh
- Dr Saleh Hassan Al-Omary
- Haifa Hafez Takrouri
- Narmin Dawod Al-Azza
- Nuha Sulaiman Al-Tarawneh
- Ahmad Hussein Al-Qaisi

قررت وزارة التربية والتعليم تدريس هذا الكتاب في مدارس المملكة الأردنية الهاشمية بموجب قرار مجلس التربية والتعليم رقم ٢٠١٠١٣ بدءاً من العام الدراسي ٢٠١٠/٢٠١١م.

The Ministry of Education has decided to adopt this book for Jordanian schools in accordance with the approval of the Board of Education decision No. 3/2010 for the 2010–2011 academic year.

التدقيق: منال فاهد أبورمان
المراجعة: ملك محمد المسّاد

The authors and publishers are grateful to all those who have given permission to reproduce copyright material.

© Dar Al Tarbawiyoun House of Education Ltd and Pearson Education Ltd 2010
All rights reserved; no part of this publication may be reproduced, stored in a retrieval system or transmitted in any form or by any means, electronic, mechanical, photocopying, recording or otherwise, without the prior written permission of the copyright holders.

ISBN: 978-614-406-092-6
Printed 2010
Reprinted 2011-2019

York Press
322 Old Brompton Road,
London SW5 9JH, England

Pearson Education Ltd
Edinburgh Gate, Harlow,
Essex CM20 2JE, England
and associated companies throughout the world.

House of Education Ltd
Woodbourne Hall,
P.O. Box 916,
Road Town,
Tortola,
British Virgin Islands

Contents

Pupil's Book

Activity Book

Unit 1 Hello! 4

Unit 2 What's this? 8

Unit 3 Look! It's a
robot 12

Unit 4 One, two, three 16

Unit 5 Review 20

Unit 6 How old
are you? 22

Unit 7 My family 26

Unit 8 Fadia is in the
bedroom 30

Unit 9 My toys 34

Unit 10 Review 38

Unit 1 Hello! 40

Unit 2 What's this? 42

Unit 3 Look! It's a
robot 44

Unit 4 One, two, three 46

Unit 5 Review 48

Unit 6 How old
are you? 50

Unit 7 My family 52

Unit 8 Fadia is in the
bedroom 54

Unit 9 My toys 56

Unit 10 Review 58



1  Listen and point



2



Listen and say

AWAZEL
LEARN 2 F




1

This is Mazen.

Hello, Mazen.
I'm Ali.

Hello, Ali.



2

This is Asma.

Hello, Asma.
I'm Samira.

Hello, Samira.

3



Listen, ask and answer

Hello, Asma.
How are you?

I'm very well,
thank you. How
are you?



1

I'm very well,
thank you.

Hello, Ali.
How are you?

I'm very
well, thank you.
How are you?



2

I'm very well,
thank you.

4



Listen and point

Hello, boys and girls. Stand up, please.



Sit down, please.



5

Say

Stand up, please.



Sit down, please.



6



Listen and match

1



2



3



4



7



Sing



Hello. What's your name?
Hello. What's your name?
Hello. What's your name?

I'm Mazen.

Hello. How are you?
Hello. How are you?
Hello. How are you?

I'm very well, thank you.






1



Listen and point

1

What's this?



It's a door.

2


What's this?



It's a window.

3

What's this?



It's a chair.

4

What's this?



It's a table.

5


What's this?



It's a clock

6

What's this?



It's a classroom.

2

Ask and answer

1



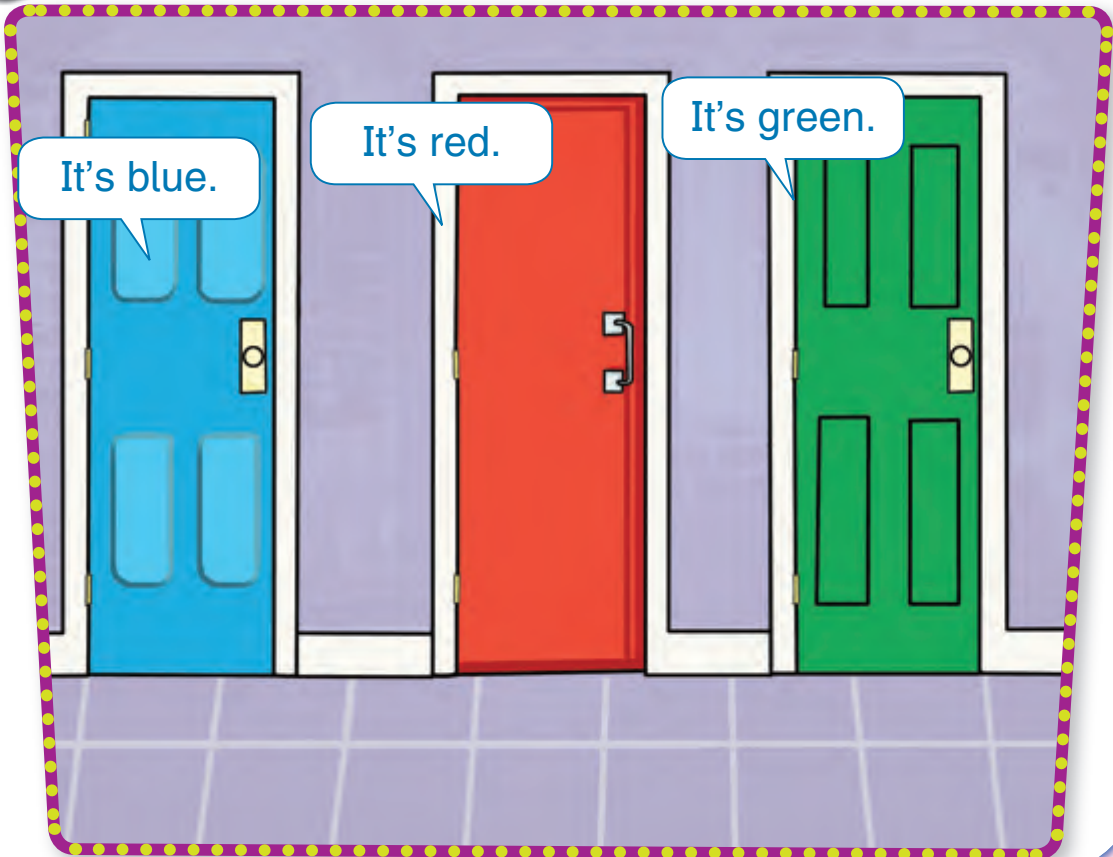
2



3



Listen and point




4 Listen and say

1 What colour is it?



2 What colour is it?



5 Ask and answer



6



Listen and match

1



2



3



4



7

Project: Make colour posters






1



Listen and point

1




2



3




4



2



Listen and say



3

Ask and answer

What's this? What colour is it?
 It's a door. It's green.



4

Say

It's a book. It's blue.



5



Listen and say



6



Listen and match

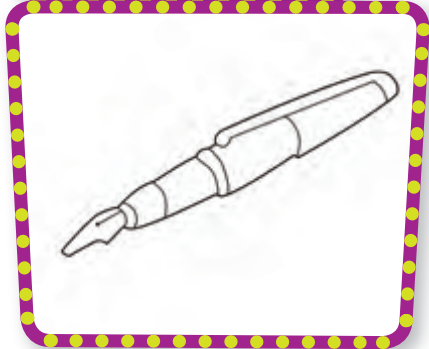
1



2



3



4



7

Say

It's a pen. It's red.



8



Listen and match

1



2



3



4



9



Sing



What colour is the bag?
What colour is the bag?
What colour is the bag?
It's blue.

What colour is the pen?
What colour is the pen?
What colour is the pen?
It's red.





1 Listen and point

1 One boy.



2 Two boys.



3 Three girls.



4 Four cars.



5 Five trees.



Goodbye.

2 Say

one, two, three, four, five



3 Count and say

one book, two books



4 Listen and say

g



girl



green



goodbye

5

Say



Two red birds.

6

Listen and say

Five books.



7

Listen and match

1




2



3



4



8

Project: Make a picture book





1

Listen and point

What's this?

It's a girl.

1



What's this?

It's a book.

2


What's this?

It's a bag.



3

What's this?



It's a robot. It's red.

2

Say

Stand up.

Sit down.



3



Listen and say

b



book



bag



blue

4

Ask and answer

- How many pens? Five pens.
- What colour is it? It's blue.



1



2



3



4



5



Sing



What's this?

It's a pen.

What's this?

It's a book.

What's this?

It's a chair.

What's this?

It's a bag.

What's this?

It's a robot.





1 Listen and point



2



Listen and point

1

How old is he?



He's seven.

2

How old is she?



She's six.

3

Match and say

1. How old is she? She's eight.

1 2 3 4 5

6 7 8 9 10

4



Listen and say

t table tree two

5

Say

1. It's a black pen. 2. It's a blue bag.



6



Listen and say

3. It's a clock.

1



2



3



4



5



7



Listen and match

1



2



3




4



8

Project: Make a number chain





1



Listen and point

1



2



This is Dad.

This is Mum.

3



This is my sister.

This is my brother.

4



This is Ali. He's my friend.


Hello.

Hello, Ali.

2



Listen and point



3

Say

This is Mazen. This is his mum. This is his dad.
 This is Asma. This is her mum. This is her dad.



4



Listen and say

S

6

7



six

seven

sister

5




Listen and point

AWA251
LEARN 2 B
1



2 That's my teacher. That's her car.

2



3



3 That's my friend.

4



4 That's his dad.

6



Listen and match

1



2



3



4



7




Sing



She's my friend.
Her name's Kate.
How old is she?
She's eight.

He's my friend.
His name's Ben.
How old is he?
He's ten.





1

Listen and point

1

Ibrahim is in the bathroom.



2

Fadia is in the bedroom.



3

Mazen is in the kitchen.



4

Mum is in the living room.



2

Ask and answer

1. Where is she? She's in the bathroom.

1



2



3



4



3

Find and say

Where is the bag? It's in the bedroom.



4

Listen and say

f

4

5


four

five

5

 Listen and match. Say

It's in the living room.



6

Look and say

She's in the kitchen.



7

Listen and match

1



2



3



4



8

Project: Make a picture of a house





1



Listen and point

This is my computer.

1



2

Look at my CD games.



This is my CD game.

3

Look at my cars.



This is my blue car.

4

Oh!



2



Listen and say

Is this your ball?



Yes.

3



Listen and match

1



2



3



4



4



Listen and say

C



car



computer



clock


5



Listen and match



AWAZEL
LEARN 2 BE



6

Ask and answer

Four red balls.



7



Listen and match

1



2



3



4



8



Sing



Look at my book.
My book, my book.
This is my book.
My book is red.

Look at my book.
My book, my book.
This is my book.
My book is blue.





1



Listen and point

This is my mum.

1



2

This is my dad.



3

This is Mazen. He's six.



4

Mazen is my friend.



2

Say

1

2

3

4

5

6

7

8

9

10

3



Listen and match

1



2



3



4



4

Game: Look and say

1



2




3




4



5



6



7




8

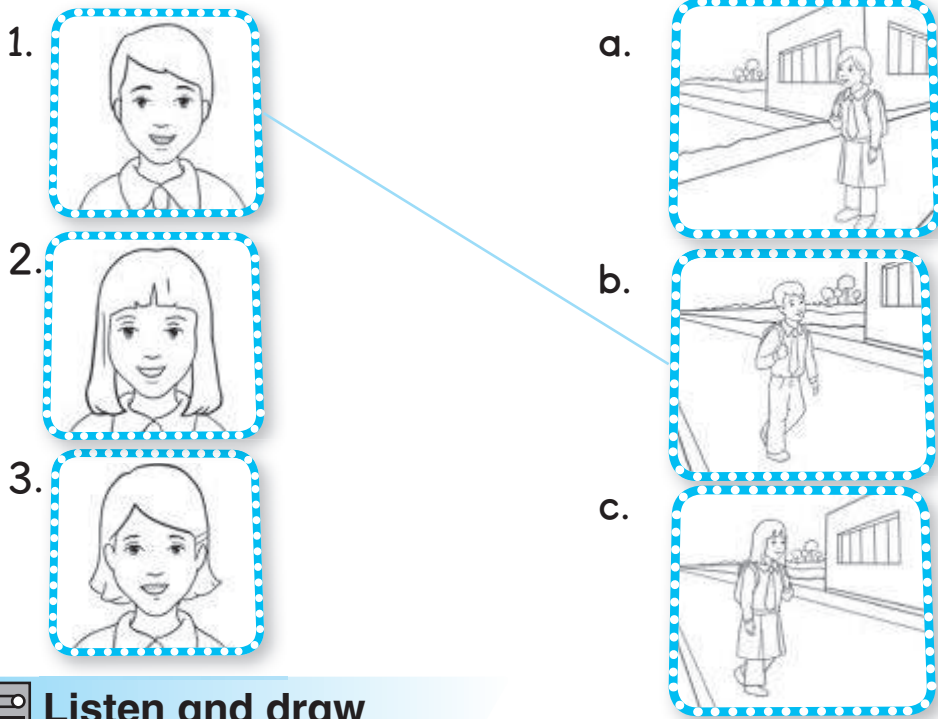




1. Listen and circle



2. Match and say




3. Listen and draw




4. Look and match




1.




a.



2.



b.

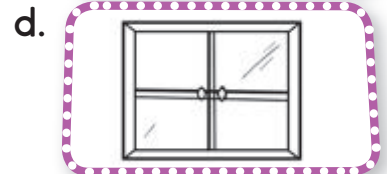

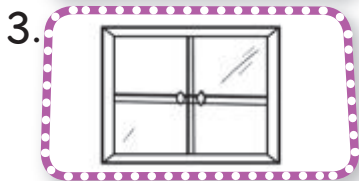



5. Trace and copy

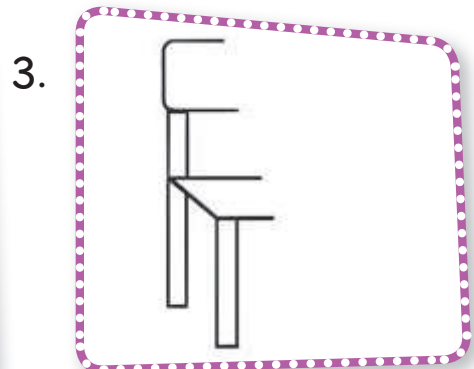


Tracing and copying practice area. It includes a car, a boy's face, a dotted zigzag line with arrows showing direction, and two solid horizontal lines for copying. There are also four dots at the bottom for starting points.



1. Match



2. Complete



3.  Listen and colour


1.




2.



3.



4. Trace and copy



5. Project: Make a colour poster




Unit 3

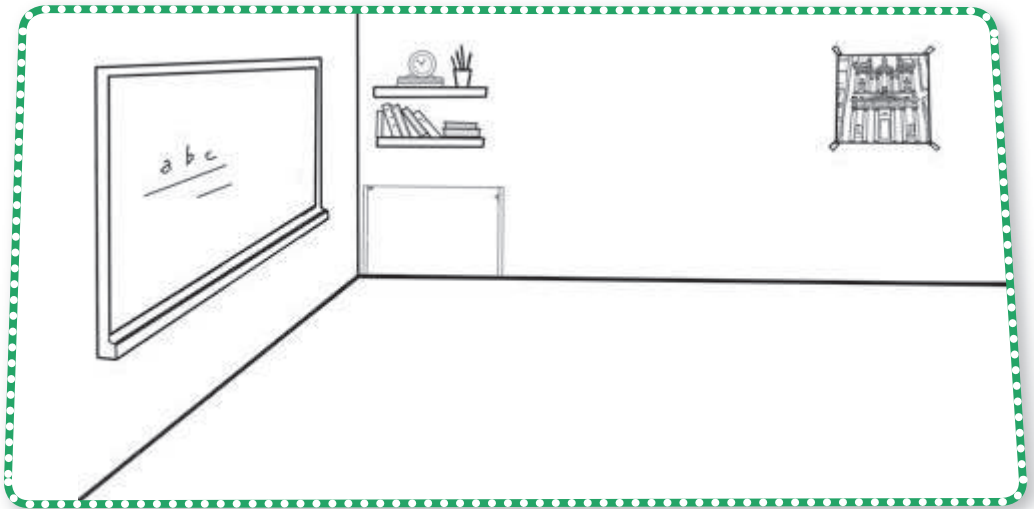
Look! It's a robot



1. Listen and circle



2. Listen and draw



3. Listen and colour

1.



2.




3.




4. Draw and say



1. It's a book.




2. It's a bag.



3. It's a robot.

5. Find and circle the b sounds

1.



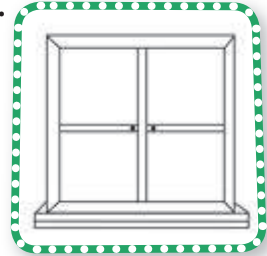
2.



3.



4.




6. Listen, circle and colour

1.



2.



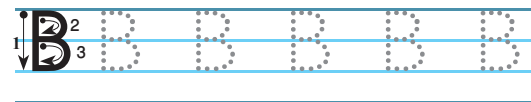
3.



4.




7. Trace and copy





1. Count and circle

1.



1 2 3 4 5

2.



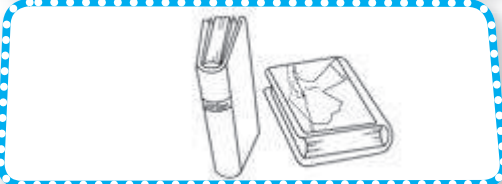
1 2 3 4 5

3.



1 2 3 4 5

4.



1 2 3 4 5

5.



1 2 3 4 5

2. Colour and say

1.



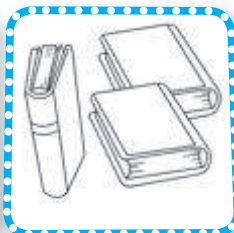
One bag.

2.




Two girls.

3.



4.



3. Match and copy





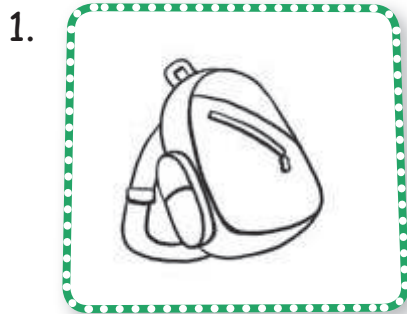
1
2
3
4
5

4. Find and circle two g sounds

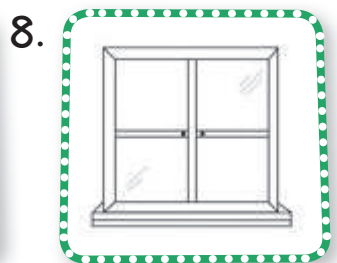






5. Trace and copy



1. Listen and circle



2. Listen and tick

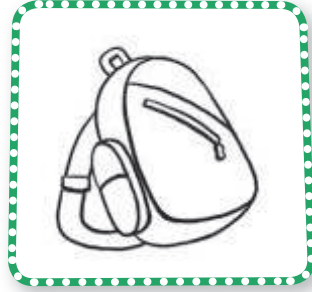


3.  Listen and colour


1.



2.




3.



4.  Listen, tick and colour

1.



2.




3.




4.




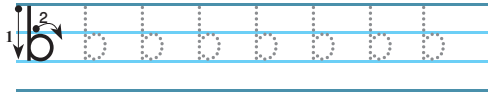
5.  Listen, circle and colour



2.



6. Copy and match







1. Match and say

Six clocks. Seven windows.



Eight Seven
Ten Six Nine



2. Listen and circle


- 1.
- 2.
- 3.
- 4.
- 5.

3. Choose and circle

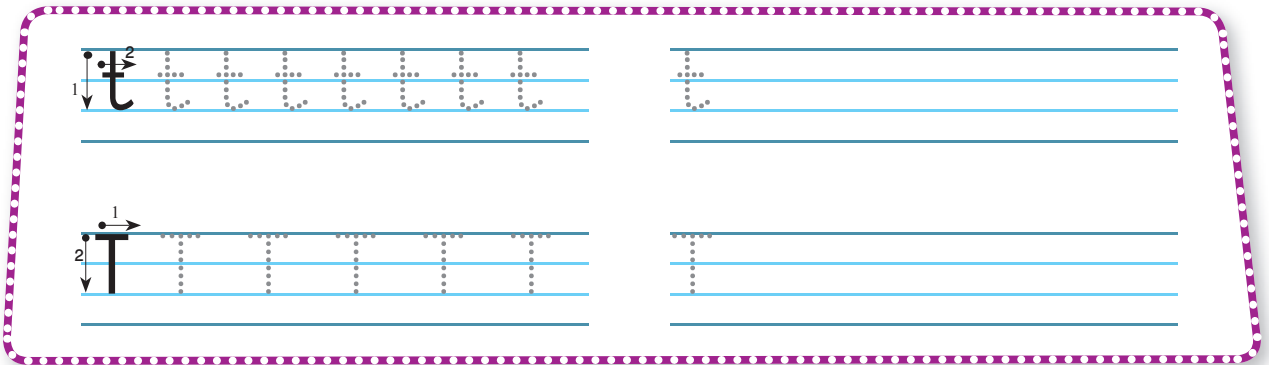


- | | | |
|--------------|----|----|
| a. 1 2 3 4 → | 5 | 10 |
| b. 6 7 8 9 → | 10 | 6 |
| c. 2 3 4 5 → | 6 | 3 |
| d. 3 4 5 6 → | 10 | 7 |
| e. 8 7 6 5 → | 4 | 9 |

4. Find and circle two t sounds




5. Trace and copy




6. Listen and draw


1.



2.




3.

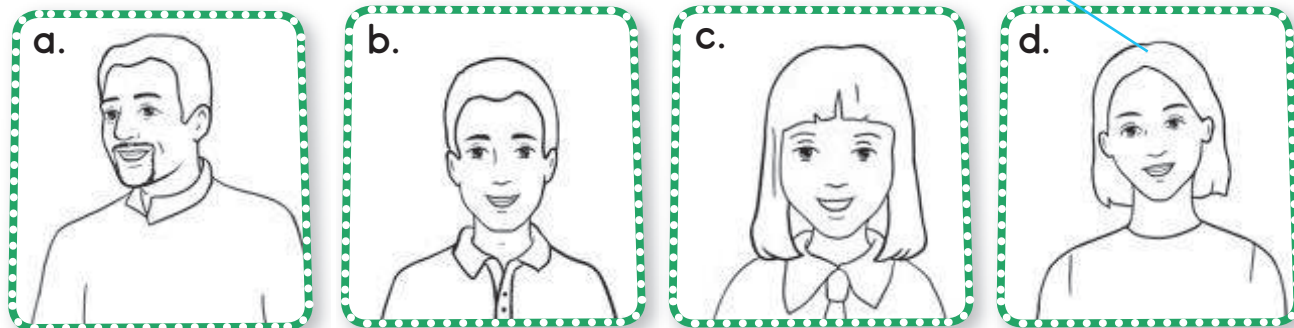
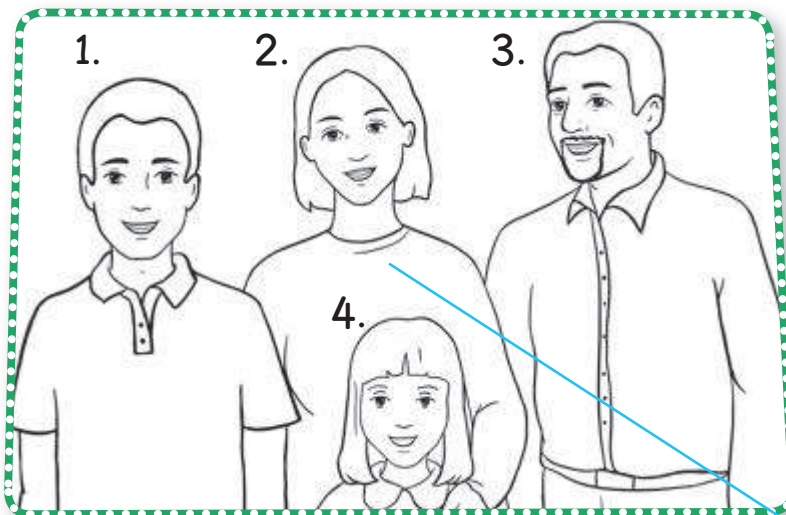






1. Listen and circle



2. Match






3. Find and circle three s sounds





4. Circle the odd one out

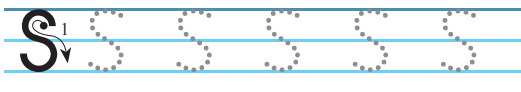

1.



2.




5. Trace and copy





1. Listen and match


1.



2.



3.



4.



a.




b.



c.



d.



2. Write the missing letters


1. Ki chen2. athroom3. edroom

3. Listen and draw

1.



2.



4. Find and circle two f sounds

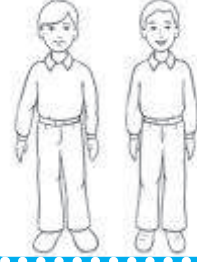
4




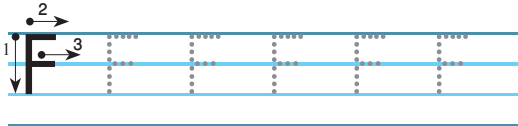
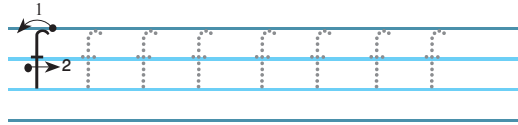
9




5



5. Trace and copy



6. Project: Make a picture of a house






1. Listen and match

a.



b.



c.



d.



e.




f.



2. Listen and circle

1.

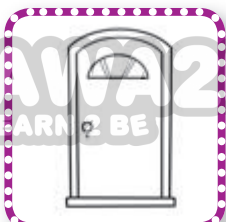


2.



3. Find and circle three c sounds

1.



2.



3.



4.



5.




6.




4. Count and circle

1.



4 5 6 7

2.




2 3 4 5

3.



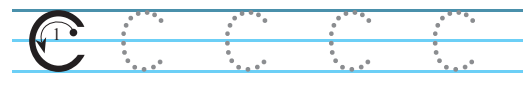
6 7 8 9

4.



7 8 9 10


5. Trace and copy





1.  Listen and circle


1.




2.



3.








4.






2. Look and match

1 2 3 4 5


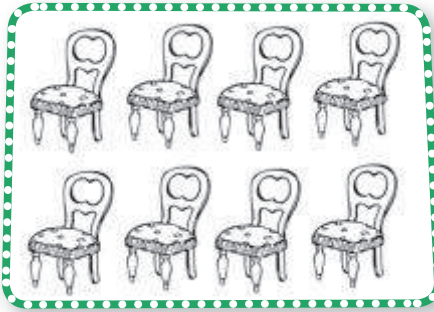



3.  Listen and draw



1.  **AWAZEL**
LEARN 2 BE



4.  Listen and colour





5. Trace and copy





Self-assessment





Unit 1

	✓	X
		
		



Unit 2

	✓	X
		
		



Unit 3

	✓	X
		
		



Unit 4

	✓	X
		
		



Unit 5

	✓	X
		
		



Unit 6

	✓	X
		
		



Unit 7

	✓	X
		
		



Unit 8

	✓	X
		
		

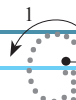
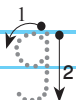
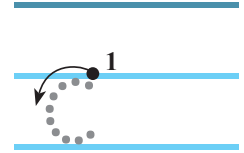
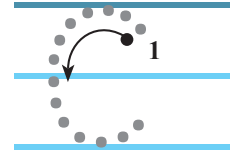
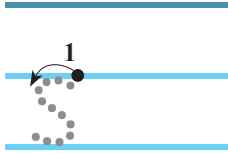
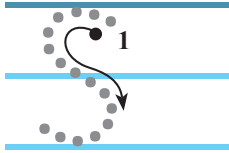
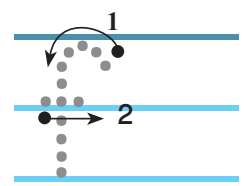
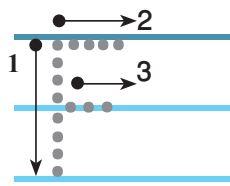
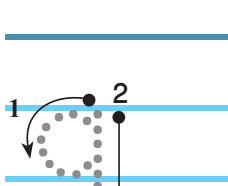
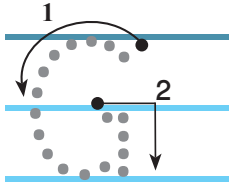
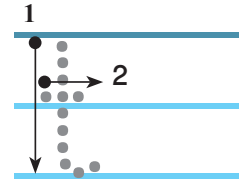
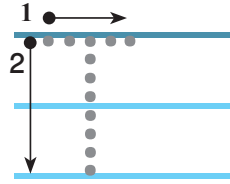
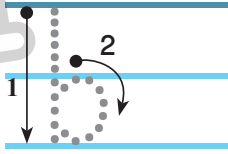
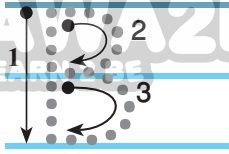
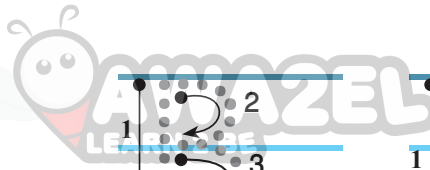
Unit 9

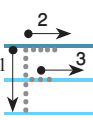
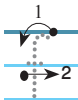
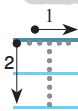

	✓	X
		
		

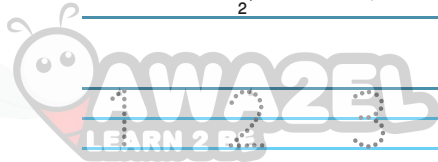
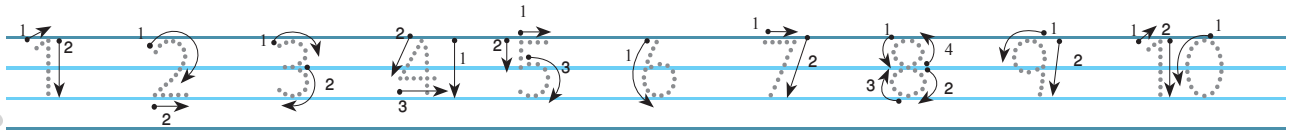
Unit 10

	✓	X
		
		

Extra Practice







1 2 3 4 5 6 7 8 9 10

1 2 3 4 5 6 7 8 9 10

1 2 3 4 5 6 7 8 9 10

1 2 3 4 5 6 7 8 9 10

1 2 3 4 5 6 7 8 9 10

1 2 3 4 5 6 7 8 9 10

1 2 3 4 5 6 7 8 9 10

1 2 3 4 5 6 7 8 9 10

1 2 3 4 5 6 7 8 9 10

1 2 3 4 5 6 7 8 9 10

1



3

4

5

6

7

8

9

10