

Action Pack 1

First Grade



Richard Northcott

Action Pack is a twelve-level course for Jordanian students, leading them from the Basic to the Secondary stage. It is based on the most modern methods of teaching language, combining a topic-based approach with functional language practice, careful attention to grammar and vocabulary and a comprehensive skills syllabus.

This level is for Grade 1 students.

The Action Pack series offers learners:

- modern, interesting and relevant topics
- a clear and systematic approach to grammar, with thorough practice
- integrated skills work with a particular focus on reading and writing
- consistent building and recycling of vocabulary
- special sections devoted to functional and situational language
- project work at the end of every module
- the development of critical thinking skills

Each level of Action Pack consists of a Pupil's Book, Audio Cassette, an Activity Book and a comprehensive Teacher's Book, Flashcards and Wall charts.



www.EducationalRC.org



Action Pack 1

First Grade



Pupil's Book & Activity Book

Richard Northcott



إدارة المناهج والكتب المدرسية

Action Pack

1

First Grade
(New Edition)

Pupil's Book & Activity Book

Richard Northcott

Acknowledgements

The publishers and the writers would like to acknowledge the contribution made by the Review and Adaptation Committee appointed by the Ministry of Education of the Hashemite Kingdom of Jordan, through their guidance and valued assessment of the materials, to the development of the *New Action Pack 1* course.

Evaluation and Adaptation Committee

- Professor Ahmad Yacoub Majdoubeh
- Dr Hamza Ali Al-Omary
- Dr Tha'er Issa Tawalbeh
- Dr Saleh Hassan Al-Omary
- Haifa Hafez Takrouri
- Narmin Dawod Al-Azza
- Nuha Sulaiman Al-Tarawneh
- Ahmad Hussein Al-Qaisi

قررت وزارة التربية والتعليم تدریس هذا الكتاب في مدارس المملكة الأردنية الهاشمية بموجب قرار مجلس التربية والتعليم رقم ٢٠١٠/٢٠١١ بدءاً من العام الدراسي ٢٠١٠/٢٠١١ م.

The Ministry of Education has decided to adopt this book for Jordanian schools in accordance with the approval of the Board of Education decision No. 3/2010 for the 2010–2011 academic year.

التدقيق: منال فاهد أبورمان
المراجعة: ملك محمد المسّاد

The authors and publishers are grateful to all those who have given permission to reproduce copyright material.

© Dar Al Tarbawiyoun House of Education Ltd and Pearson Education Ltd 2010

All rights reserved; no part of this publication may be reproduced, stored in a retrieval system or transmitted in any form or by any means, electronic, mechanical, photocopying, recording or otherwise, without the prior written permission of the copyright holders.

ISBN: 978-614-406-093-3

Printed 2010

Reprinted 2011-2019

York Press
322 Old Brompton Road,
London SW5 9JH, England

Pearson Education Ltd
Edinburgh Gate, Harlow,
Essex CM20 2JE, England
and associated companies throughout the world.

House of Education Ltd
Woodbourne Hall,
P.O. Box 916,
Road Town,
Tortola,
British Virgin Islands

Contents

Pupil's Book

Unit 11	Where's my bag?	4
Unit 12	It's raining	8
Unit 13	I like this jacket	12
Unit 14	It's a blue bus	16
Unit 15	Review	20
Unit 16	I can swim	22
Unit 17	I like chicken	26
Unit 18	Can I have some bread, please?	30
Unit 19	Let's draw a man	34
Unit 20	Review	38

Activity Book


Unit 11	Where's my bag?	42
Unit 12	It's raining	44
Unit 13	I like this jacket	46
Unit 14	It's a blue bus	48
Unit 15	Review	50
Unit 16	I can swim	52
Unit 17	I like chicken	54
Unit 18	Can I have some bread, please?	56
Unit 19	Let's draw a man	58
Unit 20	Review	60

1



Listen and point


1 LEARN 2 BE



2



4



3



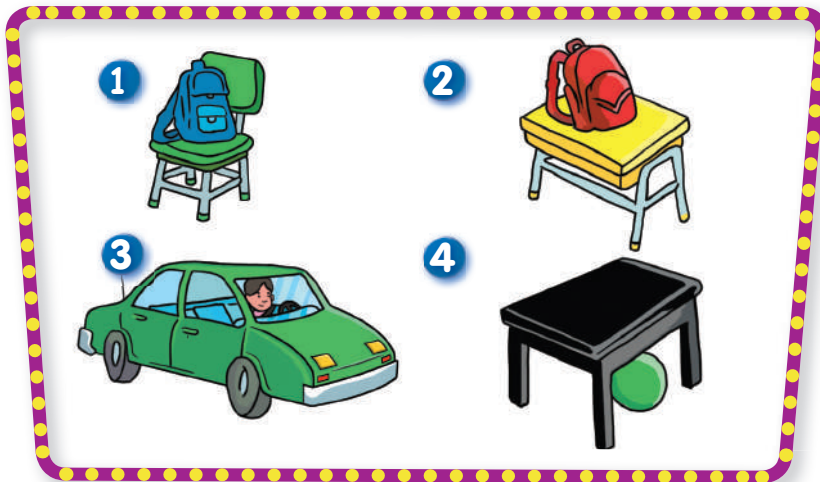
2 Ask and answer

Where's the clock? It's on the shelf.



3 Say

1. The bag is on the chair.



4 Listen and say

d



doll



door



dad

5 Find and say

1. It's a box. It's in the kitchen. It's under the table.



1



2



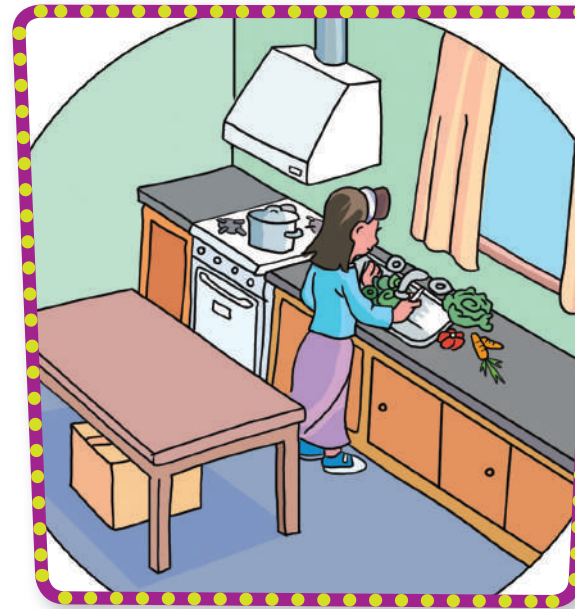


3



4



5



6




Listen and match

1




2



3



4



7



Sing




Where's the book?
It's in the bag.

Where's the bag?
It's on the chair.

Where's the chair?
It's in the bedroom.

Where's the bedroom?
It's in the book!



1



Listen and point

1



It's sunny.


2

We're in the park.



3

Look. It's raining.



4

We're in the classroom.



We're happy.

2



Listen and match

1



2



3



Listen and say

1

It's sunny. Open the window, please.



2

It's raining. Close the window, please.




4



Listen and say

W



window

wall

5

Listen and say




2



6

Look and say

She's cold. She's sad.



7

Say

He's cold.
She's hot.


It's raining.
It's sunny.




8

Listen and match


1



2



3



4



9

Sing



It's sunny. It's sunny.
 I'm happy. I'm happy.
 It's sunny. It's sunny.
 Open the window, please.

It's raining. It's raining.
 I'm happy. I'm happy.
 It's raining. It's raining.
 Close the window, please.



1



Listen and point

1



2



3



4



2



Listen and say

What's in your bag?

Trousers.

Socks.

Shoes.

What colour are they?

Red.

Pink.

Orange.

3

Say

1. It's an orange skirt.

5. They are blue trousers.

1



2



3



4



5



6



7



4



Listen and say

h



hello



happy



hot

5



Listen and point

1

And this dress?



2

And this skirt?



3

And this jacket?



4

And this shoe?



6




Listen and match

1



2



3




4



7

Project: Make a clothes quiz

What's number 4?



It's a shirt.


1



Listen and point

Mazen and Asma are in the car.
It's a red car.

1




2

Look! It's a bike.
It's a green bike.




3

It's a car. It's a
white car.




4

It's a bus. It's a blue bus.




2 Say

It's a yellow bus and a blue bus.



3 Count and say

How many cars?
Three cars.



4 Listen and say



p pencil

5



Listen and point

This is my car. It's red.



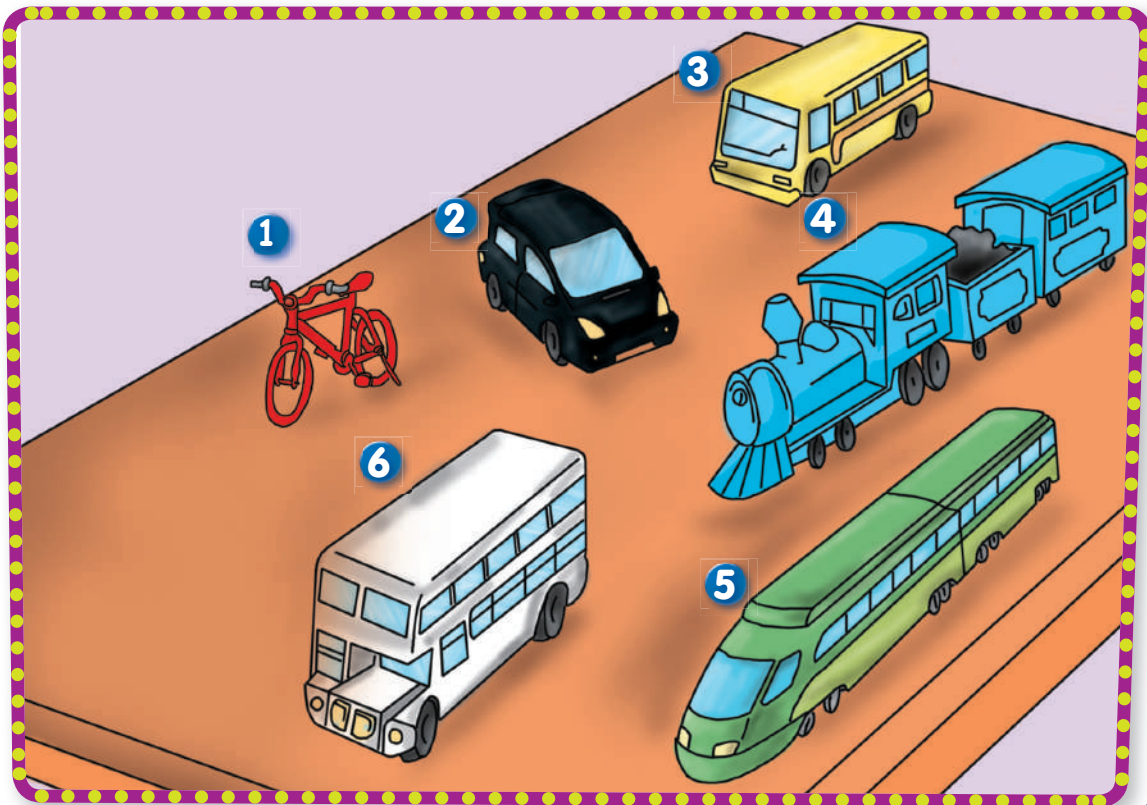
This is my train. It's blue.



6

Ask and answer

1. What is it? It's a bike.
What colour is it? It's red.



7



Listen and match


1



2



3



4



8

Project: Do a traffic survey



1




Listen and point

This is my computer.
It's in the bedroom.




2

This is the bathtub. It's
in the bathroom.



3

Where's my car?



4

It's in the living room. Fadia!



2



Listen and say



s sofa



c computer

5

f five




d doll

3



Listen and say Yes or No


1



2



3



4



4

Project: Make a picture game



1



Listen and point

1

We're in the sports centre.



2



I like the sports centre.

3

I can swim.



I can run.




I can jump.



I can hop.


I can ride a bike.



2



Listen and match



3

Say

I can ride a bike.



4



Listen and say



r run

9

n nine

5



Listen and point

1

She can hop.



2

She can jump.



3

He can run.



4

He can ride a bike.



6

Say

1. She can jump.


1



2



3

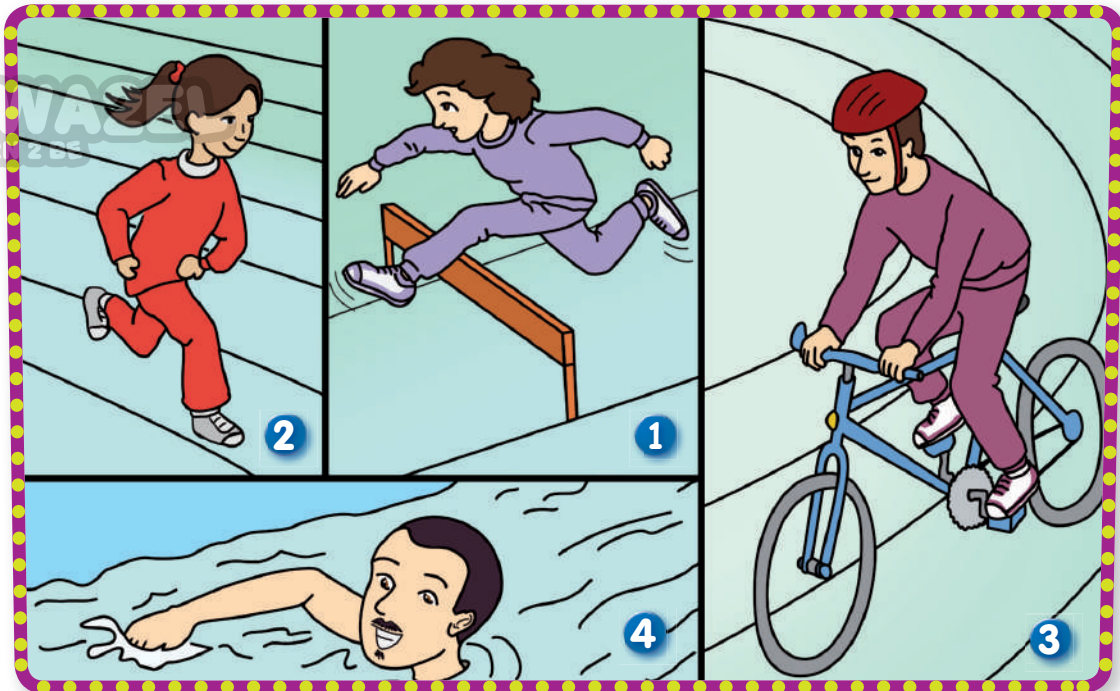


4



7

Listen and match



8

Sing



He can run. He can swim.
He can hop. He can jump.
Look at him!

She can run. She can swim.
She can hop. She can jump.
Look at her!



1



Listen and point

1



2



3



4



2



Listen and match


1



2





3



3

Say

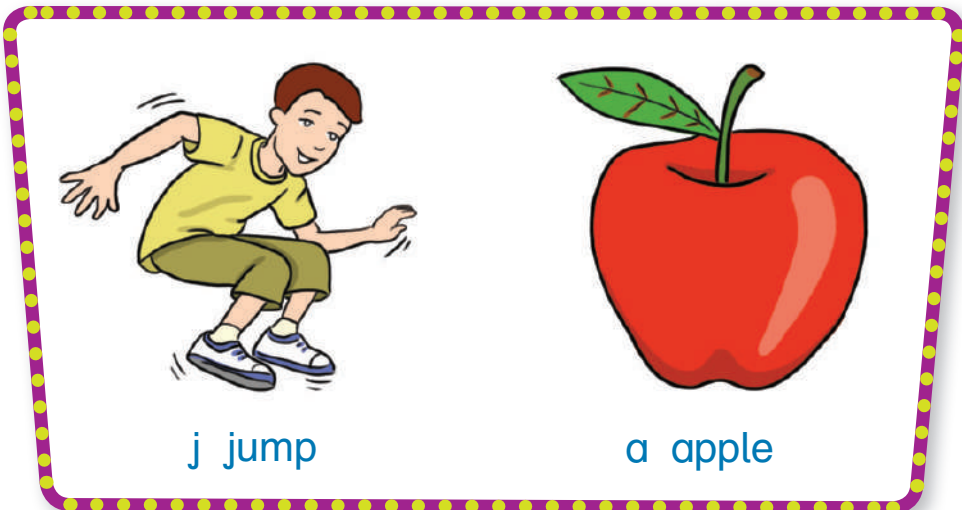
I like apples.



4



Listen and say



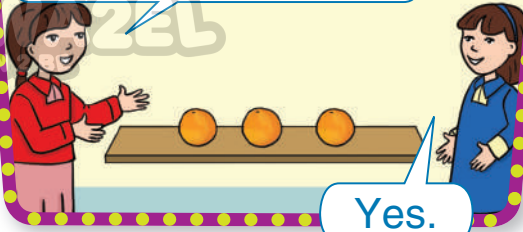
j jump

a apple

5 Listen and point

1

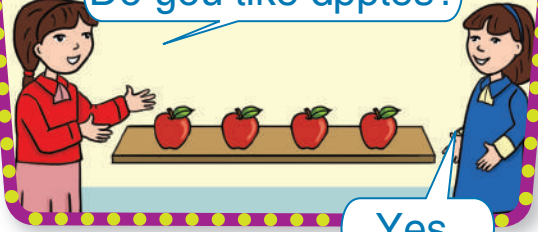
Do you like oranges?



Yes.

2

Do you like apples?



Yes.

3


Do you like fish?



Yes.

4


Do you like chicken?



Yes.

6 Ask and answer

Do you like apples? Yes.



7 Listen and match


1




2




3



4



8 Project: Make a poster



1



Listen and point

1

Can I have some bread, please?



2

Yes, here you are.



Thank you, Mum.

3

Can I have some ice cream, please?



Yes, here you are.

4

Thank you, Asma.



2




Listen and say

Can I have some water, please?



Thank you.



Yes, here you are.

3

Ask and answer

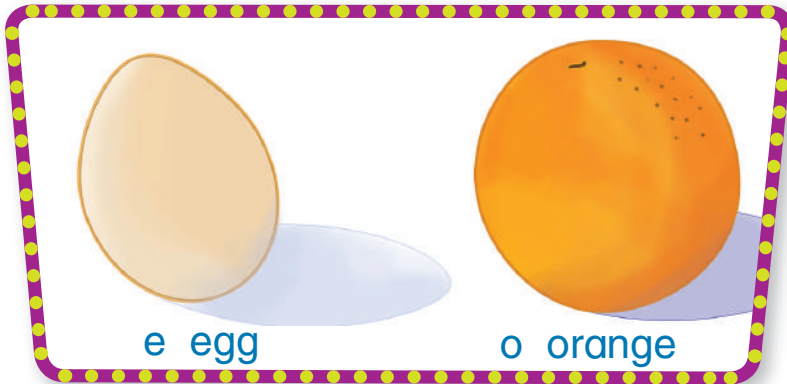
Can I have some apples, please?
Yes, here you are.
Thank you.



4



Listen and say




e egg

o orange

5



Listen and point




6

Say

Can I have some bananas, please?


1



2



3



7



Listen and match


1




2



3



4



8





Sing



Can I have some chicken, please?
Yes, here you are.
Thank you.

Can I have some salad, please?
Yes, here you are.
Thank you.

Can I have some ice cream,
please?
Yes, here you are.
Thank you.



1



Listen and point

Let's draw a man.
Draw his head.

Draw his arms
and legs.

Draw his hands
and his feet.

Is he sad? No,
he's happy!

2



Listen and answer



3

Ask and answer

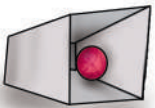
How many hands? Six hands.



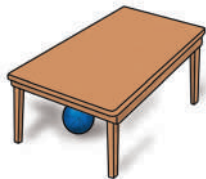
4



Listen and say



i in



u under



m man




l leg

5 Find and say

mouth




6 Game: Touch your foot



7**Listen and match****8****Sing**

I can touch my head.
 I can touch my head.
 I can run and I can jump
 And I can touch my head.

I can touch my nose.
 I can touch my nose.
 I can run and I can jump
 And I can touch my nose.



1



Listen and point

1

Hello, Mum. Can I have some milk, please?



Yes, here you are.

Thank you.

2

Milk.



Yes, Fadia. I like milk.

3

Bike.




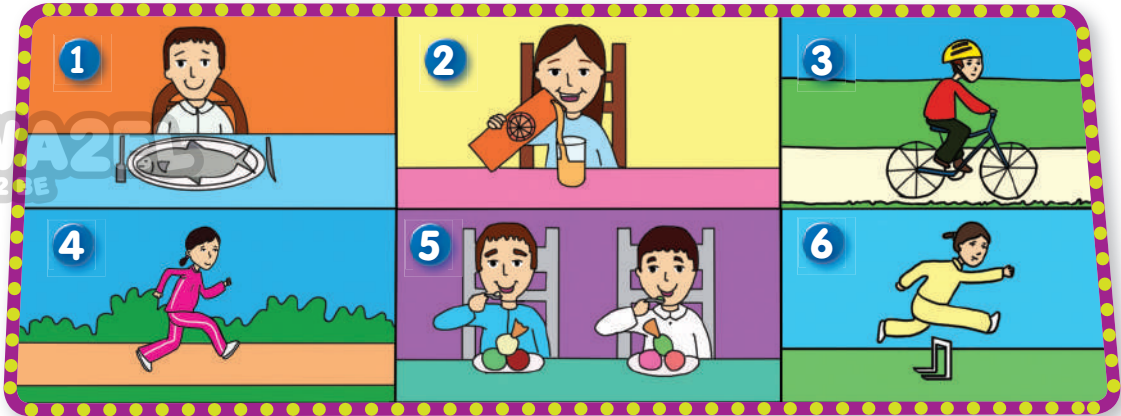
Yes, Fadia. He can ride a bike.

4


Fadia is happy.



2  Listen and match



3 Say
I can swim.



4  Listen and say




j jump



r run



a apple



o orange

5




Listen and match. Say

1



2



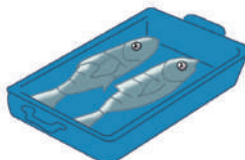
3



6

Ask and answer

Can I have some chicken, please? Yes, here you are.
Thank you.



7 Ask and answer


Do you like bananas? Yes.



8 Project: Make a menu

Can I have some chicken, please?

Yes, here you are.




1.  Listen and match


1.



2.




3.




4.




a.



b.



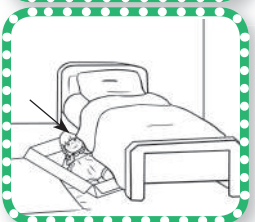
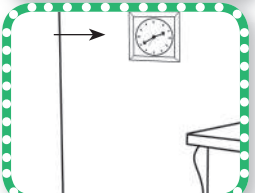

c.




d.



2. Match and circle



in
on
under



3. Colour and say


1.



2.


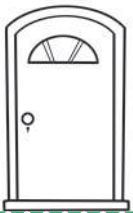



3.



The girl is in the car.

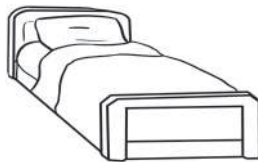
4. Find and circle three d sounds



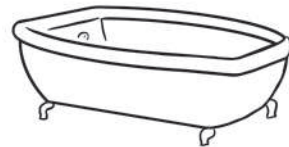
5. Write the missing letters



1. Sofa

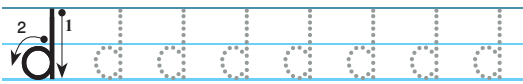


2. _ed



3. _athtub


6. Trace and copy





1. Match

1.



a. It's sunny.

b. It's raining.


2.




2. Write

happy

sad



1. I'm _____.



2. I'm _____.

3. Look and write

sunny close open raining

1.




It's sunny.

2.




It's _____.

3.






_____ the window, please.

4.



_____ the window, please.

4. Find and circle two w sounds



5. Trace and copy

Tracing practice for the letter 'w'. The first row shows a lowercase 'w' with stroke order numbers 1, 2, 3, and 4, followed by four dashed lowercase 'w's for tracing. The second row shows a dashed lowercase 'w' for copying. The second row shows an uppercase 'W' with stroke order numbers 1, 2, 3, and 4, followed by two dashed uppercase 'W's for tracing. The third row shows a dashed uppercase 'W' for copying.



1. Match

1. skirt

2. dress

3. jacket

a.



b.




c.



2.  Listen and draw

1.







2.



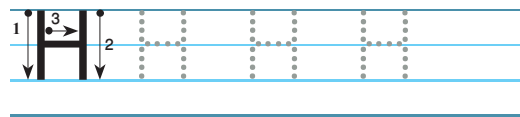
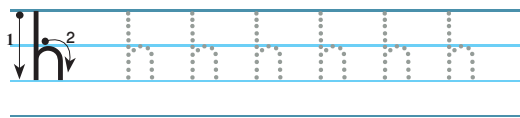
3.



3.  Listen, draw and colour




4. Trace and copy




1.  Listen, draw and colour

LEARN 2 BE




2. Read and circle



1. Car



2. Bike




3. Bus




3. Count and write the number


1.



2.



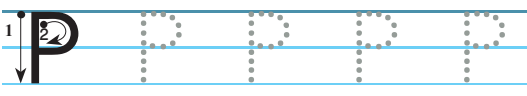
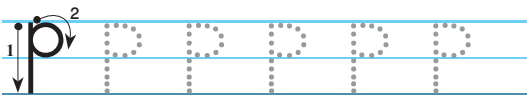
3.



4. Find and circle the p sound




5. Trace and copy




6. Project: Do a traffic survey

1. Listen and draw

1.



2.



3.



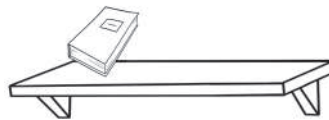
4.



2. Complete



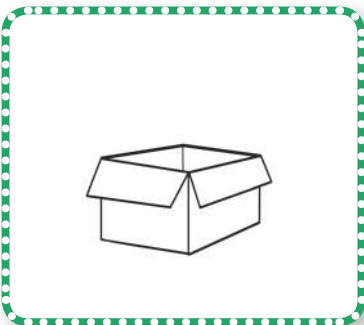
Two blue cars.



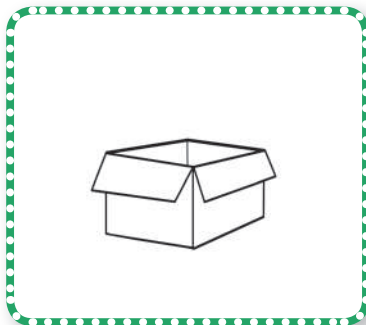
Three red books.

3. Listen and draw

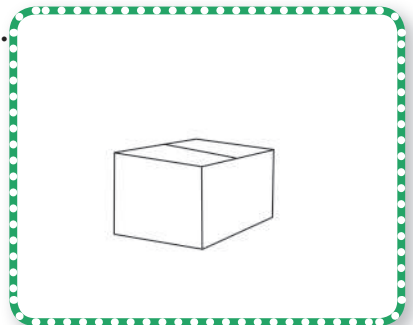
1.



2.



3.



4. Match and colour

a. Four red chairs.


b. Two blue beds.

c. Three black books.

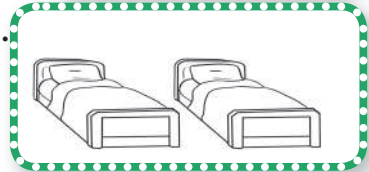
d. Five yellow dolls.

e. One green sofa.

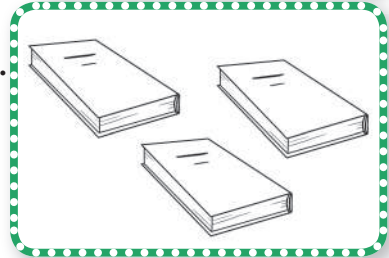
1.




2.




3.



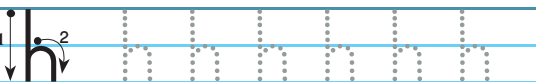
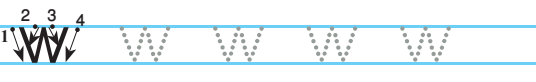
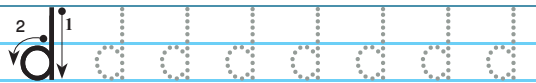
4.



5.



5. Trace and copy




1. Look and write

jump

swim

hop

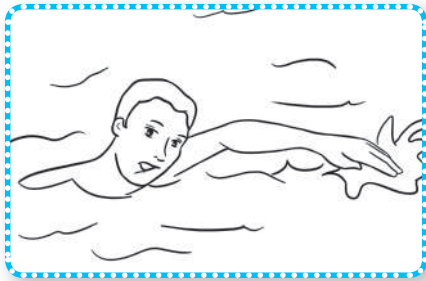
run




1. I can jump.



2. I can _____.



3. I can _____.









4. I can _____.

2. Draw, say and write


I can _____.



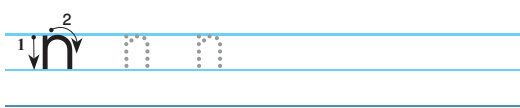

3.  Listen and circle



4. Find and circle one r sound and one n sound



5. Trace and copy





1. Match

1. chicken

2. fish

3. salad

4. apples









2. Draw, say and write









I like _____.

3.  Listen and circle




1. a.  b.  c. 

2. a.  b.  c. 

3. a.  b.  c. 

4. a.  b.  c. 

4. Find and circle one j sound and one a sound

a.  b.  c. 

5. Trace and copy

Tracing practice for letters j, a, and A on lined paper. Each letter is shown with numbered arrows indicating stroke order, followed by dotted versions for tracing.

Letter j: Stroke 1 is a vertical line down, stroke 2 is a curve to the left. Letter a: Stroke 1 is a counter-clockwise circle, stroke 2 is a vertical line down. Letter A: Stroke 1 is a diagonal line down-left, stroke 2 is a diagonal line down-right, stroke 3 is a horizontal line across the top.


1. Listen and circle

1.

a.



b.



c.




2.

a.



b.



c.



3.


a.



b.




c.



4.

a.



b.




c.



2. Write the missing letters

1.



rea

2.




ice ___eam

3.



_i_h

4.



ala

3. Match


1. bananas

2. dates


3. eggs

4. oranges


a.




b.



c.




d.



4. Match the picture and the sound


1.



2.



3.

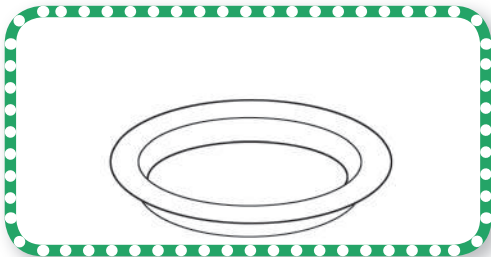


e

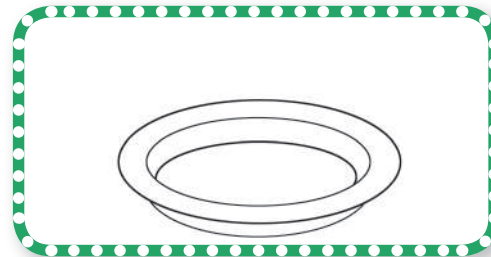
o

a

5. Read and draw



1. Can I have some oranges, please?



2. Can I have some dates, please?

6. Trace and copy




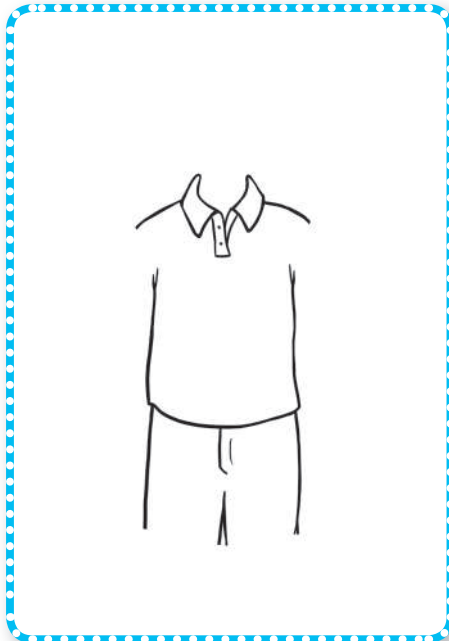
1. Write

leg




arm

hand

head

2.  Listen and draw

3. Count and write




1.



2.



3.



4.




4. Trace and copy

Tracing practice area with four rows of handwriting lines. Each row contains a dotted letter with numbered arrows indicating stroke order, followed by blank lines for copying.

- Row 1: Letter 'a' (dotted) with stroke order 1 (down), 2 (curve), 3 (dot). Blank lines for copying.
- Row 2: Letter 'i' (dotted) with stroke order 1 (down), 2 (dot). Blank lines for copying.
- Row 3: Letter 'A' (dotted) with stroke order 1 (down), 2 (up). Blank lines for copying.
- Row 4: Letter 'c' (dotted) with stroke order 1 (down), 2 (right). Blank lines for copying.


1. Find and write the odd one out

1.



apple


2.



2. Write

He

She



1. He can jump.



2. _____ can run.



3. _____ can ride a bike.



4. _____ can hop.


3. Match and write

bananas



juice

chicken


1.



2.



3.



1. Can I have some chicken, please?

2. Can I have some _____, please?

3. Can I have some _____, please?

4. Trace and copy

red

car

doll

5. Project: Make a menu

Food	Drinks

Self-assessment

Place ✓ or X .

Unit 11



	✓	X

Unit 16

	✓	X

Unit 12

	✓	X

Unit 17

	✓	X

Unit 13

	✓	X

Unit 18

	✓	X

Unit 14

	✓	X

Unit 19

	✓	X

Unit 15

	✓	X

Unit 20

	✓	X

